



OPEN ACCESS

Follow the money: a closer look at US tobacco industry marketing expenditures

David T Levy ,¹ Alex C Liber ,¹ Christopher Cadham,² Luz Maria Sanchez-Romero ,¹ Andrew Hyland,³ Michael Cummings ,⁴ Cliff Douglas ,⁵ Rafael Meza ,⁶ Lisa Henriksen ⁷

► Additional supplemental material is published online only. To view, please visit the journal online (<http://dx.doi.org/10.1136/tobaccocontrol-2021-056971>).

¹Lombardi Comprehensive Cancer Center, Georgetown University, Washington, DC, USA

²Department of Health Management and Policy, University of Michigan School of Public Health, University of Michigan, Ann Arbor, Michigan, USA

³Health Behavior, Roswell Park Cancer Institute, Buffalo, New York, USA

⁴Psychiatry and Behavioral Sciences, Medical University of South Carolina, Charleston, South Carolina, USA

⁵Health Management and Policy, University of Michigan School of Public Health, Ann Arbor, Michigan, USA

⁶Epidemiology, University of Michigan, Ann Arbor, Michigan, USA

⁷Stanford Prevention Research Center, Stanford University School of Medicine, Stanford, California, USA

Correspondence to

Dr David T Levy, Lombardi Comprehensive Cancer Center, Georgetown University, Washington, DC 20007, USA; dl777@georgetown.edu

Received 8 August 2021

Accepted 12 December 2021

Published Online First

24 January 2022



© Author(s) (or their employer(s)) 2023. Re-use permitted under CC BY-NC. No commercial re-use. See rights and permissions. Published by BMJ.

To cite: Levy DT, Liber AC, Cadham C, et al. *Tob Control* 2023;**32**:575–582.

ABSTRACT

Introduction While much of the concern with tobacco industry marketing has focused on direct media advertising, a less explored form of marketing strategy is to discount prices. Price discounting is important because it keeps the purchase price low and can undermine the impact of tax increases.

Methods We examine annual US marketing expenditures from 1975 to 2019 by the largest cigarette and smokeless tobacco companies as reported to the Federal Trade Commission. We consider three categories: direct advertising, promotional allowances and price discounting. In addition to considering trends in these expenditures, we examine how price discounting expenditures relate to changes in product prices and excise taxes.

Results US direct advertising expenditures for cigarettes fell from 80% of total industry marketing expenditures in 1975 to less than 3% in 2019, while falling from 39% in 1985 to 6% in 2019 for smokeless tobacco. Price discounting expenditures for cigarettes became prominent after the Master Settlement Agreement and related tax increases in 2002. By 2019, 87% of cigarette marketing expenditures were for price discounts and 7% for promotional allowances. Smokeless marketing expenditures were similar: 72% for price promotions and 13% for promotional allowances. Price discounting increased with prices and taxes until reaching their currently high levels.

Conclusions Between 1975 and 2019, direct advertising dramatically fell while price discounting and promotional expenditures increased. Local, state and federal policies are needed that apply non-tax mechanisms to increase tobacco prices and restrict industry contracts to offset industry marketing strategies. Further study is needed to better understand industry decisions about marketing expenditures.

INTRODUCTION

In the 1980s, famed American investor Warren Buffet said, ‘I’ll tell you why I like the cigarette business... It costs a penny to make. Sell it for a dollar. It’s addictive. And there’s fantastic brand loyalty.’¹ While the retail price of cigarettes has gone up, the relative magnitude between manufacturer’s cost of production and marketing, tax burden and retail price has not markedly changed.²

The large profits achieved by cigarette companies are the result of decades of strategic marketing activities, designed to increase and maintain consumer demand for their products. Much of tobacco control policy and research has focused

on direct advertising, commonly occurring through various media such as television, radio, magazines, billboards, point of sale and now social media.³ Empirical studies of marketing restrictions often focus only on the impact of direct advertising.^{3–8} However, indirect marketing expenditures, described in MPOWER documents as eliminating sponsorships, branding, price promotions and free samples,^{9–10} may also play an important role.

A parallel literature focuses primarily on cigarette price promotions. Industry documents and studies^{11–13} have identified five types of price discounting practices: (1) couponing, whereby a consumer is provided a voucher that may be used to directly reduce the price of a tobacco product, (2) free samples, (3) quantity discounts (eg, lower prices per pack when more than one pack is purchased), (4) reducing the price of brands used by more price-sensitive consumers (such as youth and those of low socioeconomic status (SES)), and (5) geographically targeting price-sensitive, less mobile customers in particular areas (eg, poorer neighbourhoods or near schools). A recent study found that, between 2011 and 2016, 11.3% of cigarettes, 3.4% of large cigars, 4.1% of little cigars and 3.9% of cigarillo sales were price discounted.¹⁴ Among the top-selling cigarette brands, 9% of Marlboro (46% market share), 10% of Newport (11% market share) and 36% of Camel (9% market share) were discounted.¹⁴ In a 2012 representative sample of US tobacco retailers, 75.1% advertised price promotions on tobacco products, and among the two major brands purchased, 31.7% of Marlboro and 14.7% of Newport packs included promotional offers.¹⁵ In the USA, the Food and Drug Administration (FDA) has banned free samples and some states and localities restrict coupon redemption and/or establish minimum prices in an effort to minimise price reduction strategies.^{16–18}

Economic analysis shows that firms in an industry may price discriminate to increase overall consumer demand as well as profits.¹⁹ Firms set lower prices to the most price-sensitive consumers, such as youth and those who are poor,^{13 20–22} thereby increasing tobacco use and health disparities. At the same time, firms set higher prices to the less price-sensitive consumers,²³ thereby increasing profits from this group. Studies provide evidence consistent with this practice. A systematic review found that cigarettes sell for lower prices in areas with lower SES and younger populations.²⁴ Another study found lower Newport menthol prices in US neighbourhoods with the highest quartiles of youth, Black

residents and lower income households.²⁵ Studies also show the importance of couponing as another tool for price discrimination.^{26–29} This literature finds that couponing has targeted young adults and those of low education,^{29–32} and is associated with increased smoking initiation and reduced cessation.^{29 30 32–36} Tobacco control researchers have called for a greater focus on retail settings and especially the role of price discrimination in tobacco marketing.^{3 37–39}

While attention has been given to price discounting, the role of price discounting may take on added importance during periods of rapid tax or price increase. In particular, when taxes are increased, firms may price discriminate to blunt the intended impact of reduced smoking.^{13 20 40–44} Since raising tobacco taxes is a particularly effective tobacco control strategy through its ability to increase prices,^{45 46} price-reducing strategies may have critical implications by shifting less of the tax to those who are more price sensitive, thereby blunting the potential effect of the tax increases on reducing smoking initiation and increasing smoking cessation.

The purpose of this paper is to examine trends in the different types of tobacco industry marketing expenditures, including those for price discounting. We focus on the USA due to availability of data. We analyse annual marketing expenditure data that the Federal Trade Commission (FTC) compels the largest US cigarette and smokeless tobacco companies to report.^{47 48} In addition to considering trends in marketing expenditures, we consider how industry price discounting expenditures are related to the Master Settlement Agreement (MSA) and consumer tobacco product prices and cigarette excise taxes.

METHODS

We collected marketing expenditure data from the 2019 FTC Cigarette and Smokeless Tobacco Reports.^{47 48} The FTC compels major tobacco companies to report annual expenditures on US marketing, thus the data do not include foreign expenditures. In 2019, cigarette firms included Altria, ITG Holdings USA, Reynolds American and the Vector Group, and smokeless tobacco firms included Altria, North Atlantic Trading, Reynolds American, Swedish Match and Swisher. Other major companies (eg, Lorillard which was later acquired by Reynolds American) were included in earlier years. Marketing expenditure data are provided at the industry level from 1975 to 2019 for cigarettes and 1985–2019 for smokeless tobacco.

For both cigarettes and smokeless tobacco, we categorise marketing expenditures into three groups: direct advertising, promotional allowances and price discounts. Direct advertising includes traditional forms of advertising, such as television, radio, newspapers, billboards and (retail) point of sale, as well as direct mail, company website, internet, telephone, social media endorsements and other advertising and merchandising. Price discounting payments include coupons, sampling distribution (eg, free samples) and direct price discounts to cigarette retailers or wholesalers to reduce the price to consumers, including off-invoice discounts for selling a minimum quantity of a given product over a specified time period, buydowns (the dealer receives a per-unit payment for agreeing to sell certain units at a discounted price), voluntary price reductions and trade programmes. Promotional allowances include direct promotional allowances paid to retailers and wholesalers to facilitate the sale or placement of a brand, including volume rebates, incentive payments, promotional execution and satisfaction of reporting requirements, value-added services or incentives (including quantity promotions, such as ‘buy two

packs, get one free’) and non-tobacco specialty products which may be bundled with purchased cigarettes. Many of these payments effectively reduce product prices (eg, by providing customers with multipack discounts, providing non-tobacco items or by creating incentives for targeted retailers to obtain volume rebates by reducing the price to increase sales).^{49–51} More detailed definitions of each expenditure type are provided in online supplemental file 2.

We also compare price discounting expenditures to changes in tobacco product prices and taxes. For cigarettes, we obtained average yearly retail prices (including generics) and tax data from the Tax Burden on Tobacco,² which applies uniform practices and are available for the full period of this study. For smokeless tobacco, taxes take multiple forms and are more difficult to calculate, but price measures were developed using data from the FTC Smokeless Tobacco Report by summing the per-unit prices (sales/units) for each category of smokeless tobacco (chew, pouches, etc) weighted by each category’s sales. To correct for price inflation, prices and taxes were inflated to 2019 dollars using the consumer price index.⁵² To gauge the relative importance of the three categories of marketing expenditures as separate from the impact of expected sales, we compared prices and taxes to price discounting and promotional allowances as per cent of marketing expenditures.

RESULTS

Cigarette marketing expenditures

Figure 1 shows the time trend of cigarette marketing expenditures in constant (inflation-adjusted) 2019 dollars, with select key years provided in table 1. Overall marketing expenditures increased until 2003 and then began to decline, while the composition of these expenditures has dramatically changed. In 1975, 78.4% of marketing expenditures were for direct advertising, with about 16.7% for promotional allowances and 4.9% for price discounting. Direct advertising constituted the largest percentage of expenditures until 1991, but fell to 2.9% of expenditures by 2019. Retail value added and promotions increased until 2002, and especially after 1998, when the MSA restricted many forms of direct advertising and eliminated cigarette-branded merchandise.⁵³ However, these expenditures began tapering off in 2002, and retail value added was no longer traced separately from other spending by 2009. In 2003, 75.6% of annual marketing expenditures were for price discounting and 18.9% for promotions, appearing to replace the waning retail value-added expenditures. Promotional allowances further declined in importance. By 2019, promotional allowances were 7.4% of expenditures, as price discounting expenditures, including free samples and couponing, increased to about 89.8% of expenditures by 2019. The FDA prohibited free samples in 2017, but some states passed such restrictions before the federal regulation.

In 2019, the major cigarette manufacturers spent \$7.6 billion on cigarette marketing. Of this, \$6.6 billion was allocated to price discounting (86.7% of total marketing expenditures, of which 74.7% went to retailers and 12.0% to wholesalers). Coupons constituted an additional 2.9% of total expenditures. Spending on promotional allowances in 2019 was 7.4% of marketing expenditures. When combined with price discounts, these indirect marketing efforts accounted for 97.2% of all marketing expenditures. The remaining 2.9% of expenditures in 2019 were for direct advertising, but \$266 million was still allocated for direct advertising. These included 0.8% for point of sale, 0.1% for magazines, 0.3% for direct mail, 0.6% for adult-only public entertainment, 0.2% for company websites and 0.9% for ‘other’.

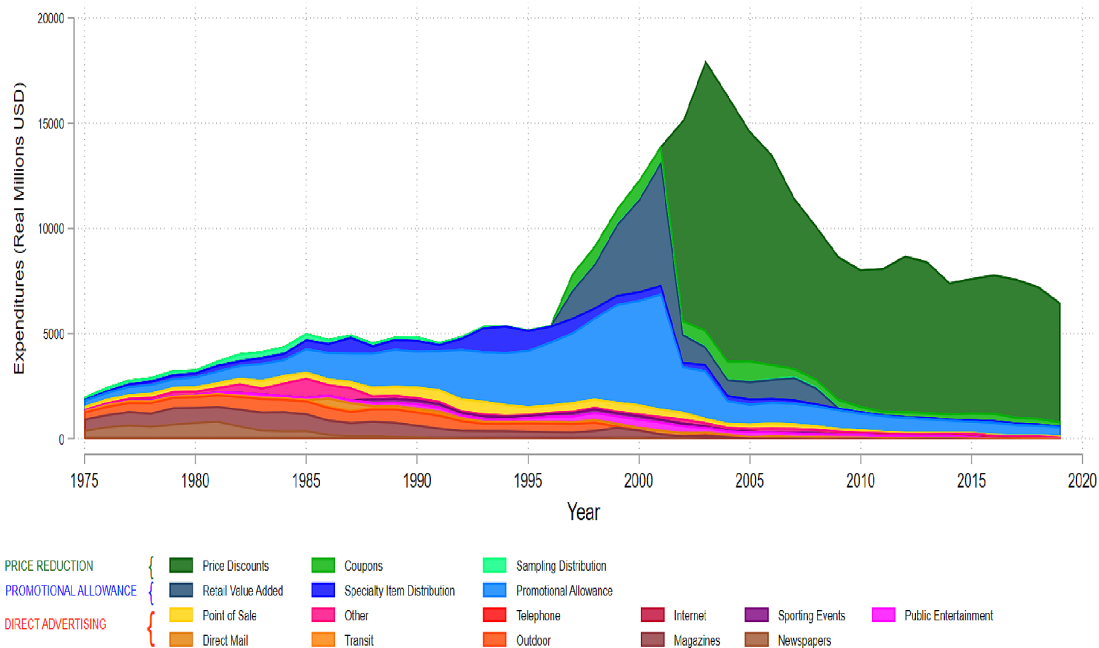


Figure 1 Component shares of real US cigarette marketing expenditures (Federal Trade Commission, 1975–2019).

Cigarette marketing expenditures in relationship to taxes and price

Figure 2 shows that the per cent of marketing expenditures towards price discounting and promotional allowances began increasing in about 1980, although mostly due to increased promotional allowances. Larger percentage increases in these expenditures occurred after 1997, when the MSA was implemented and cigarette tax increases became more prevalent. Figure 2 also shows a similar, but more direct relationship of these expenditures to cigarette prices until 2003. The per cent of price discounting and promotional expenditures increased only slightly in 2009 when there was a large federal tax increase and prices continued to increase. However, at this point, price discounting and promotional expenditures had reached more than 94% of total marketing expenses and showed minimal increase with prices or taxes going forward.

Smokeless tobacco marketing expenditures

As shown in table 1, smokeless tobacco total marketing expenditures in 2019 dollars peaked in 2016, and then fell. In 1986,

direct advertising promotions (mostly magazines, point of sale and outdoors after 1986) were 71.4% of expenditures and have since steadily declined to 12.6% in 2019. Starting in 1998, expenditures began shifting rapidly to promotions and retail value added. Coupons and sampling were important in 1998, but sampling began declining in 2006 and couponing has fluctuated between 6% and 14% of expenditures since 1998. In 2002, price discounting became a separate and important component (58.3%) of overall marketing expenditures, with the largest increases in 2006 and 2013. Promotional allowances have been at least 14% of marketing expenditures since 2009.

In 2019, the major smokeless tobacco manufacturers spent \$576 million on marketing expenditures, dropping from \$659 million in 2018. The companies reported 72.3% of total marketing expenditures to price discounting, with 0.1% for sampling and 6.9% for coupons. Manufacturer spending on promotional allowances was 15.1%. Direct advertising was 12.6% of total marketing expenditures, mostly point of sale (3.4%), magazines (1.1%), direct mail (0.6%), company websites

Table 1 Per cent of direct advertising, promotional and price discounting, and total cigarette and smokeless tobacco, marketing expenditures, select years*

Categories	Cigarettes						Smokeless tobacco				
	1975	1986	1998	2003	2009	2019	1986	1998	2002	2016	2019
Direct advertising (%)†	78.4	60.6	20.8	5.5	5.8	2.9	71.4	62.5	26.9	14.8	12.6
Promotional allowances (%)‡	16.7	35.3	69.8	18.9	11.3	7.4	10.7	18.0	14.7	15.2	15.1
Price discounting (%)§	4.9	4.1	9.4	75.6	82.8	89.8	17.9	19.5	58.3	70.0	72.3
Total marketing expenditures (in million 2019 dollars)	\$2334	\$5558	\$10 758	\$21 088	\$10 167	\$7624	\$178	\$236	\$336	\$684	\$576

Source of data: FDA Cigarette Report, FDA Smokeless Tobacco Report.

*Select years were chosen based on representative years and major turning points in marketing allocations.

†Direct advertising includes newspapers, magazines, outdoor, direct mail, point of sale, sponsorship endorsements, company website, internet, telephone, audiovisual, social media and other advertising and merchandising.

‡Promotional allowances include allowances paid to wholesalers or retailers to facilitate the sale or placement, including payments for volume rebates, incentive payments, value-added services, promotional execution, and satisfaction of reporting requirements (also called retail value added), provision of branded and non-branded specialty items and promotional allowances (eg, buy two packs, get one free).

§Price discounts include payments paid to retailers or wholesalers to reduce the price of cigarettes to consumers, including off-invoice discounts, buydowns, voluntary price reductions and trade programmes, as well as coupons and free samples.

FDA, Food and Drug Administration.

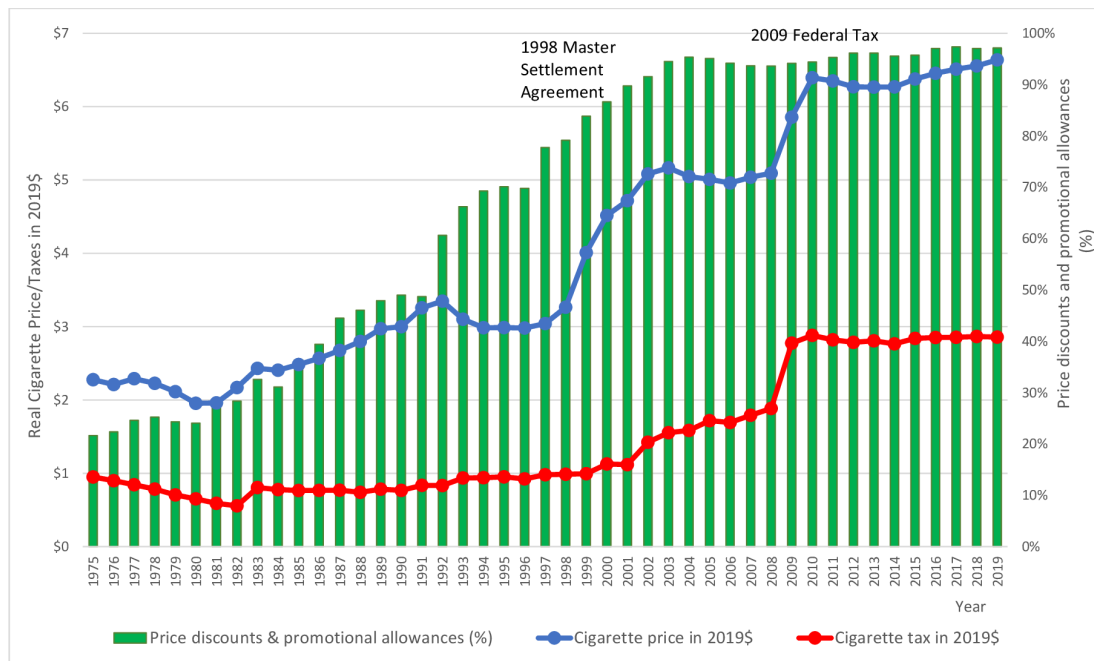


Figure 2 Discounts and promotional allowances as per cent of marketing expenditures and cigarette prices and excise taxes in 2019 dollars, 1975–2019.

(0.9%), non-branded specialty item distribution (2.4%) and consumer engagement in adult-only facilities (0.9%).

Smokeless tobacco marketing relative to price

Figure 3 shows that the per cent of price discounting and promotional expenditures increased slowly with inflation-adjusted smokeless tobacco prices mostly just before 1997, but then rapidly increased in 1998. After prices and expenditures fell

between 2003 to 2008, prices and price discounting and promotional allowances both began increasing in 2008.

DISCUSSION

Our study considers the relative importance of various marketing strategies and changes over time. While direct advertising has been a major focus of tobacco control research, the majority of US marketing expenditures over the last 20 years were related to

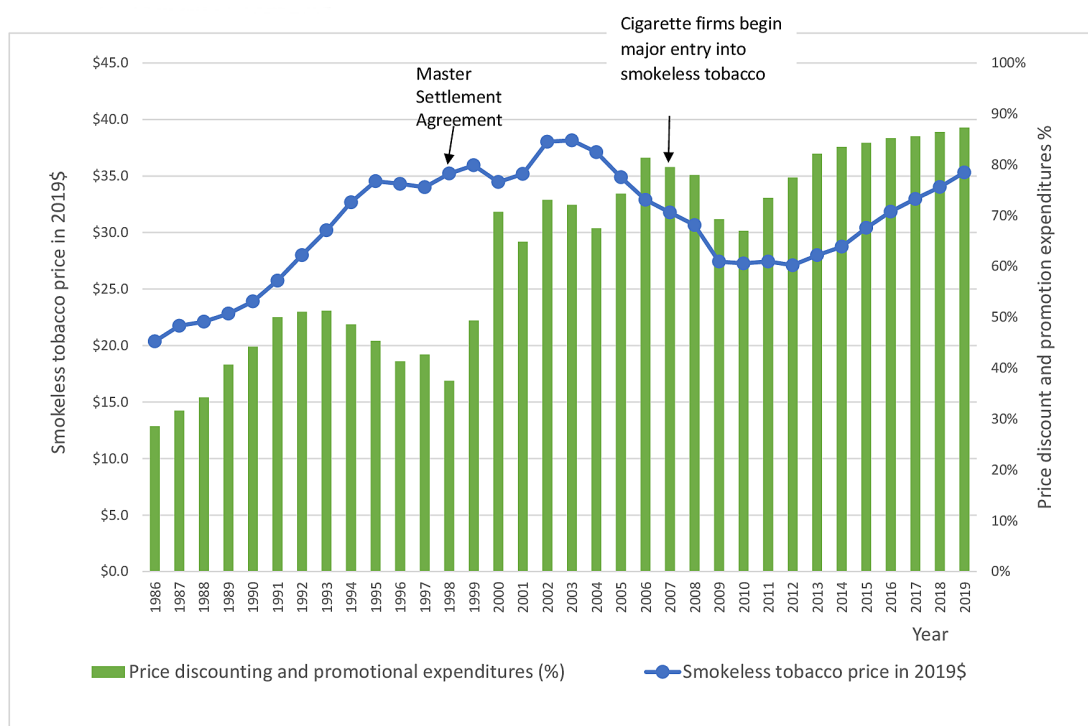


Figure 3 Price discounts and promotional allowances as per cent of marketing expenditures and smokeless tobacco prices in 2019 dollars, 1986–2019.

price discounting and related promotions. Annual expenditures on direct advertising for cigarettes fell from 78% of the industry's marketing expenditures in 1975 to 3% in 2019, while direct advertising for smokeless tobacco fell from 71% in 1985 to 13% in 2019. Meanwhile, price discounting promotion expenditures for cigarettes increased dramatically since 1997, accounting for 90% of outlays by 2019. Another 7% of 2019 cigarette marketing expenditures went towards promotional allowances, which also contributes to reduced prices. For smokeless tobacco, 72% of 2019 marketing expenditures were for price discounting with another 15% for promotional allowances in 2019.

The data indicate that discounting practices are related to retail prices and the MSA up until 2003. As found in previous studies,^{54 55} the trend away from direct advertising and towards price discounting and promotional expenditures began accelerating after 1997 when the MSA restricted cartoons, transit advertising, most outdoor advertising, product placement in media, branded merchandise, free samples (except in adult-only facilities) and most sponsorships.⁵³ Around the same time, federal taxes increased from \$0.24 to \$0.34 per pack on 1 January 2000, and then to \$0.39 per pack on 1 January 2002, and state taxes were also increasing.⁵⁶ In addition, other tobacco control policies (eg, smoke-free air laws and media campaigns) were ramping up in many states.^{57 58} Cigarette price discounting expenditures increased to 78% by 2009 and 85% by 2013, with a \$0.62 federal tax increase and the Family Smoking Prevention and Tobacco Control Act in 2009.⁵⁹ The per cent devoted to price discounting and promotional allowances, together, reached 93% of total marketing expenses in 2002 and then showed minimal increases over the next 17 years, peaking at 96.5% in 2019, perhaps suggesting that price discounting and promotional allowances had reached a saturation point as prices or taxes continued to increase.

For smokeless tobacco, price discounting expenditures showed substantial increases in about 1998 and then again in 2008, not long after Reynolds American acquired Conwood Smokeless Tobacco (2006) and introduced Camel Snus and shortly before Altria acquired the US Smokeless Tobacco (2009).^{60 61} While we suggest how patterns of marketing expenditures are related to taxes and other tobacco control policies, further exploration of the timing of these changes is warranted.

Our analysis focuses on price-related expenditures as per cent of total marketing expenditures to better focus on the relative importance of price discounting in marketing. However, total marketing expenditure patterns have also changed over time. Cigarette marketing expenditures increased until 2003. Since 2003, total marketing expenditures fell less than proportionally to the reduction in pack sales to half their 2003 level (online supplemental figure 1),⁶² while total price discounts and promotional allowance expenditures fell in proportion to pack sales (online supplemental figure 2). These reductions in marketing expenditures may reflect MSA restrictions, but may also reflect the generally declining cigarette sales resulting from stronger tobacco control policies, and shifts towards little cigars, smokeless tobacco and e-cigarettes.⁶³ In contrast, smokeless tobacco price discounting expenditures have risen sharply, particularly since the cigarette companies started dominating the industry in 2005 (online supplemental figure 3). The role of absolute versus per cent price discounting expenditures warrants further study.

While the role of promotion, commonly understood as direct advertising, and its impact on tobacco use is well documented, US tobacco companies have increasingly shifted their marketing emphasis to price. This focus has important implications since taxes are an important tobacco control policy and discounting

offsets some of the effects of tax-related price increases.^{45 46 63} Cigarette companies direct discounts to those who are more price sensitive, such as youth and young adults and to those of lower SES.^{21 46 64–66} Thereby, discounts can encourage initiation among youth and discourage cessation among users who are young adults or economically disadvantaged. Studies also indicate that discounts tend to be received by high-intensity smokers, who are more price sensitive compared with lower intensity smokers.^{33 65 67–69} Thereby, price discounting may also discourage cessation and increase the quantity smoked among those at highest health risk.⁷⁰ Further study of price discounting and the relationship of prices to taxes would improve understanding of the simultaneous overshifting and undershifting of taxes.

To gauge the potential importance of price discounting, we calculated the potential role of related expenditures relative to prices. Dividing price discounting and promotional expenditures (\$7.35 billion) by the number of tax-paid packs sold,⁶² we calculated that price discounting expenditures translate to about \$0.73 per pack. With prices per pack estimated at \$7.22 in 2021,⁷¹ the average per-pack discount translates to an average price reduction of approximately 10%. With an overall smoking prevalence price elasticity of $-0.3%$,⁴⁵ a 10% price reduction uniformly applied to all customers would have kept smoking prevalence 3% higher than if not applied. However, these industry expenditures will likely lead to much greater impact, since the discounts are applied to more price-sensitive customers (eg, youth, low income and more frequent users). Although slightly offset by price increases to less price-sensitive consumers, smoking prevalence would be effectively increased by much more than 3%. In addition, price discounts may be exacerbated if retail and wholesale firms reduce the price more than proportionately to marketing expenditures to meet volume and other incentive clauses.

Policies to regulate or eliminate price discounting have been adopted by some states and localities. US states that prohibited the distribution of below-cost coupons to consumers have higher cigarette prices, and thus lower expected cigarette consumption compared with states without a prohibition.⁷² Recently, the states of New Jersey⁷³ and New York⁷⁴ implemented coupon redemption bans. However, couponing represents only a small portion of price discounting. Minimum price laws have also been advanced as a potential remedy for discounting practices.^{75 76} These policies set either minimum unit sale prices or minimum wholesale/retail mark-ups.⁷² Almost half of US states have adopted a minimum price law for one or more tobacco products,¹⁷ but compliance appears to be limited.^{77 78} Two recent studies found that better enforced minimum price laws can have a major impact,^{38 79} but may also require regulations for pack size and other product attributes.⁷⁰

Our analysis also has implications for contractual arrangements implemented through retailers or wholesalers. Cigarettes and smokeless tobacco have been sold primarily through mainstream brick-and-mortar retail, especially convenience, drug and grocery stores, where tobacco companies provide slotting allowances to secure shelf space.^{39 80 81} Part of the promotional allowance expenditures is for branded shelving, complementing the small portion (0.8%) devoted to retail advertising. By limiting available shelf space, these payments may deter competition, particularly from smaller firms and potential new entrants, thereby increasing prices and profits to the major cigarette companies.^{21 82–84} Consequently, the space made available to potentially less harmful competing products, such as e-cigarettes from independent firms, may decrease. While a significant

portion of e-cigarette sales still occurs over the internet and through vape shops, mainstream retail has been gaining market share.⁸⁵ In addition to policies that restrict price discounting payments, policies may be needed to restrict the type of contracts that the tobacco industry can apply to retailers.

A limitation of this analysis is that it is based on mandated reporting of industry expenditures to the FTC, and thus the breakdowns by category may depend on accounting practices of individual firms. As such, the companies may have incentives to avoid classifying expenditures as advertising in response to the restrictions imposed by the MSA. Our distinction between price reducing, promotional allowances and direct advertising may depend on how we classify the component expenditures. For example, expenditures for non-branded items and two-for-one specials, although not included as price discounting expenditures, may be viewed as de facto reductions in consumer price if these items provide benefits to consumers. Further attention should be devoted to understanding the composition of the different types of expenditures.

Although the data only include major firms, these firms account for the vast majority of industry sales.^{21 22} However, since these data are aggregated to the industry level, the marketing strategies by individual firms cannot be distinguished, for example, if one firm is a leader in marketing strategies while others follow to maintain market share. In addition, the analysis is for the USA, but similar tendencies might be expected in other countries. Price discounting has been observed in various countries^{86–90} and in the UK before the government banned discounting.^{20 23 91} The WHO Framework Convention on Tobacco Control includes 'Enforcing Bans On Tobacco Advertising, Promotion And Sponsorship'. However, when regulating tobacco marketing, most countries have focused on direct advertising rather than indirect marketing, such as price discounting. Another limitation of this study is that it uses US data summarised in aggregate for the entire country. More detailed marketing expenditures at the state level and on the degree of discounting distinguished by brands (especially flavoured brands such as menthol) would help researchers better understand industry strategies and the impact of previously implemented marketing restrictions on those strategies. Comparative data for marketing expenditures from other countries would also be informative.

Finally, the FTC reports marketing expenditures only for cigarette and smokeless tobacco, but price discounting has been documented for flavoured cigars⁹² and is featured in cigar ads.^{93–95} Discounts are also used by e-cigarette firms,⁹⁶ commonly featured in the tweets of commercial e-cigarette retailers^{97 98} and discounts by vape shops.^{99 100} Further attention should be paid to price discounting for all tobacco products.

CONCLUSIONS

While increasing attention has turned to price discounting behaviours^{3 39 101} and the need to collect data at the retail level,¹⁵ further research is needed to: (1) better understand industry marketing expenditures for tobacco products other than cigarettes and smokeless tobacco; and (2) evaluate the growing number of state and local policies that aim to increase tobacco prices through non-tax mechanisms. Like industry documents,¹¹ the data presented here show that the major cigarette and smokeless tobacco firms view tax increases as a major threat that incentivises them to discount prices. Such discounts weaken the impact of tax increases and the ability of other firms to gain retail shelf space. Price discounting as a marketing strategy warrants additional attention. Explicit attention especially needs to focus

on how tobacco companies determine marketing allocations, so that policies can be more effectively directed at counteracting their adverse public health effects.

What this paper adds

- ⇒ While much of the concern with tobacco industry marketing has focused on direct media advertising, a less explored form of marketing strategy is to discount prices. Price discounting is important because it keeps the purchase price low and can undermine the impact of tax increases, contributing to tobacco initiation and exacerbating socioeconomic health disparities.
- ⇒ While cigarette and smokeless tobacco industry direct marketing expenditures have drastically fallen over time, price discounting expenditures have dramatically increased in line with increases in prices and taxes.
- ⇒ Local, state and federal policies are needed that restrict non-tax mechanisms to increase tobacco prices and restrict industry contracts to offset industry strategies.

Twitter Alex C Liber @AlexCLiber and Cliff Douglas @cdoug

Acknowledgements We would like to thank Ken Warner and Jamie Tam for the very helpful comments on the previous drafts of this paper.

Contributors DTL, LH and ACL wrote the original manuscript. DTL, ACL and CC conducted the data analysis. DTL, ACL, CC, LMS-R, AH, MC, CD, RM and LH edited and commented on the original and revised manuscript. DTL is responsible for overall content as the guarantor.

Funding This project was funded primarily through the National Cancer Institute (NCI) and the Food and Drug Administration (FDA) grant U54CA229974. DTL, AH and MC also received funding through a grant from the NCI (P01CA200512). LH's effort was supported by the NCI (P01CA225597).

Disclaimer The opinions expressed in this article are the authors' own and do not reflect the views of the National Institutes of Health, the Department of Health and Human Services or the US government.

Competing interests None declared.

Patient consent for publication Not required.

Ethics approval This study does not involve human participants.

Provenance and peer review Not commissioned; externally peer reviewed.

Data availability statement Data are available upon reasonable request. Not applicable.

Supplemental material This content has been supplied by the author(s). It has not been vetted by BMJ Publishing Group Limited (BMJ) and may not have been peer-reviewed. Any opinions or recommendations discussed are solely those of the author(s) and are not endorsed by BMJ. BMJ disclaims all liability and responsibility arising from any reliance placed on the content. Where the content includes any translated material, BMJ does not warrant the accuracy and reliability of the translations (including but not limited to local regulations, clinical guidelines, terminology, drug names and drug dosages), and is not responsible for any error and/or omissions arising from translation and adaptation or otherwise.

Open access This is an open access article distributed in accordance with the Creative Commons Attribution Non Commercial (CC BY-NC 4.0) license, which permits others to distribute, remix, adapt, build upon this work non-commercially, and license their derivative works on different terms, provided the original work is properly cited, appropriate credit is given, any changes made indicated, and the use is non-commercial. See: <http://creativecommons.org/licenses/by-nc/4.0/>.

ORCID iDs

David T Levy <http://orcid.org/0000-0001-5280-3612>

Alex C Liber <http://orcid.org/0000-0001-7863-3906>

Luz Maria Sanchez-Romero <http://orcid.org/0000-0001-7951-3965>

Michael Cummings <http://orcid.org/0000-0002-7103-7017>

Cliff Douglas <http://orcid.org/0000-0001-6910-2599>

Rafael Meza <http://orcid.org/0000-0002-1076-5037>

Lisa Henriksen <http://orcid.org/0000-0002-9288-3562>

REFERENCES

- 1 Lib quotes.com. Warren Buffet quote (As quoted in Barbarians at the Gate : The Fall of RJR Nabisco (1989 by Bryan Burrough and John Helyar) at 1989. Available: <https://libquotes.com/warren-buffett/quote/lbu4t4t> [Accessed 21 Nov 2021].
- 2 Orzechowski W. *The Tax burden on tobacco*, 2019. Arlington, VA, 2020.
- 3 Henriksen L. Comprehensive tobacco marketing restrictions: promotion, packaging, price and place. *Tob Control* 2012;21:147–53.
- 4 Blecher E. The impact of tobacco advertising bans on consumption in developing countries. *J Health Econ* 2008;27:930–42.
- 5 Lancaster KM, Lancaster AR. The economics of tobacco advertising: spending, demand, and the effects of bans. *Int J Advert* 2003;22:41–65.
- 6 Laugesen M, Meads C. Tobacco advertising restrictions, price, income and tobacco consumption in OECD countries, 1960–1986. *Br J Addict* 1991;86:1343–54.
- 7 Quentin W, Neubauer S, Leidl R, et al. Advertising bans as a means of tobacco control policy: a systematic literature review of time-series analyses. *Int J Public Health* 2007;52:295–307.
- 8 Saffer H, Chaloupka F. The effect of tobacco advertising bans on tobacco consumption. *J Health Econ* 2000;19:1117–37.
- 9 Hiilamo H, Glantz S. FTC followed by accelerated implementation of tobacco advertising bans. *Tob Control* 2017;26:428–33.
- 10 World Health Organization. Who report on the global tobacco epidemic, 2013: enforcing bans on tobacco advertising, promotion and sponsorship. Geneva. Available: http://www.who.int/tobacco/global_report/2013/en/index.html [Accessed 20 Jan 2021].
- 11 Apollonio DE, Glantz SA. Tobacco industry promotions and pricing after Tax increases: an analysis of internal industry documents. *Nicotine Tob Res* 2020;22:967–74.
- 12 Chaloupka FJ, Cummings KM, Morley CP, et al. Tax, price and cigarette smoking: evidence from the tobacco documents and implications for tobacco company marketing strategies. *Tob Control* 2002;11 Suppl 1:i62–72.
- 13 Ross H, Tesche J, Vellios N. Undermining government Tax policies: common legal strategies employed by the tobacco industry in response to tobacco Tax increases. *Prev Med* 2017;105S:S19–22.
- 14 Wang TW, Falvey K, Gammon DG, et al. Sales trends in Price-Discounted cigarettes, large Cigars, little Cigars, and Cigarillos-United states, 2011–2016. *Nicotine Tob Res* 2018;20:1401–6.
- 15 Lee JGL, Henriksen L, Myers AE, et al. A systematic review of store audit methods for assessing tobacco marketing and products at the point of sale. *Tob Control* 2014;23:98–106.
- 16 Food and Drug Administration, Department of Health and Human Service Subchapter K. Tobacco products, part 1140. title 21. food and drugs. Chapter I. cigarettes, smokeless tobacco, and covered tobacco products, regulations restricting the sale and distribution of cigarettes and smokeless tobacco to protect children and adolescents, 21 U.S.C. 301 et seq., Sec. 102, PUB. L. 111-31, 123 STAT. 1776. Available: www.accessdata.fda.gov/scripts/cdrh/cfdocs/cfcr/CFRSearch.cfm?CFRPart=1140&showFR=1 [Accessed 22 Nov 2021].
- 17 Ribisl KM, Patrick R, Eidson S, et al. State cigarette minimum price laws - United States, 2009. *MMWR Morb Mortal Wkly Rep* 2010;59:389–92.
- 18 Public Health Law Center. Advertising and marketing, 2020. Available: www.publhealthlawcenter.org/topics/commercial-tobacco-control/advertising-and-marketing [Accessed 20 Nov 2021].
- 19 Varian HR. Chapter 10 Price discrimination. In: *Handbook of industrial organization*, 1198: 597–654.
- 20 Gilmore AB, Tavakoly B, Taylor G, et al. Understanding tobacco industry pricing strategy and whether it undermines tobacco Tax policy: the example of the UK cigarette market. *Addiction* 2013;108:1317–26.
- 21 Levy D, Chaloupka F, Lindblom EN, et al. The US cigarette industry: an economic and marketing perspective. *Tob Regul Sci* 2019;5:156–68.
- 22 Levy DT, Sánchez-Romero LM, Douglas CE, et al. An analysis of the Altria-Juul Labs deal: antitrust and population health implications. *J Compet Law Econ* 2021;17:458–92.
- 23 Gilmore AB, Reed H. The truth about cigarette price increases in Britain. *Tob Control* 2014;23:e15–16.
- 24 Guindon GE, Fatima T, Abbat B, et al. Area-level differences in the prices of tobacco and electronic nicotine delivery systems - A systematic review. *Health Place* 2020;65:102395.
- 25 Mills SD, Henriksen L, Golden SD, et al. Disparities in retail marketing for menthol cigarettes in the United States, 2015. *Health Place* 2018;53:62–70.
- 26 Caraballo RS, Wang X, Xu X. Can you refuse these discounts? an evaluation of the use and price discount impact of price-related promotions among US adult smokers by cigarette manufacturers. *BMJ Open* 2014;4:e004685.
- 27 Marynak KL, Xu X, Wang X, et al. Estimating the impact of raising prices and eliminating discounts on cigarette smoking prevalence in the United States. *Public Health Rep* 2016;131:536–43.
- 28 Pesko MF, Xu X, Tynan MA, et al. Per-pack price reductions available from different cigarette purchasing strategies: United States, 2009–2010. *Prev Med* 2014;63:13–19.
- 29 Xu X, Wang X, Caraballo RS. Is every smoker Interested in price promotions? an evaluation of Price-Related discounts by cigarette brands. *J Public Health Manag Pract* 2016;22:20–8.
- 30 Choi K, Rose SW, Zhou Y, et al. Exposure to multimedia tobacco marketing and product use among youth: a longitudinal analysis. *Nicotine Tob Res* 2020;22:1036–40.
- 31 Osman A, Queen T, Choi K, et al. Receipt of direct tobacco mail/email coupons and coupon redemption: demographic and socioeconomic disparities among adult smokers in the United States. *Prev Med* 2019;126:105778.
- 32 Xu X, Malarcher A, O'Halloran A, et al. Does every us smoker bear the same cigarette Tax? *Addiction* 2014;109:1741–9.
- 33 Choi K, Forster J. Tobacco direct mail marketing and smoking behaviors in a cohort of adolescents and young adults from the U.S. upper Midwest: a prospective analysis. *Nicotine Tob Res* 2014;16:886–9.
- 34 Choi K, Hennrikus DJ, Forster JL, et al. Receipt and redemption of cigarette coupons, perceptions of cigarette companies and smoking cessation. *Tob Control* 2013;22:418–22.
- 35 Choi K, Soneji S, Tan ASL. Receipt of tobacco direct mail Coupons and changes in smoking status in a nationally representative sample of US adults. *Nic Tob Res* 2018;20:1095–100.
- 36 Rose SW, Glasser AM, Zhou Y, et al. Adolescent tobacco coupon receipt, vulnerability characteristics and subsequent tobacco use: analysis of path study, waves 1 and 2. *Tob Control* 2018;27:e50–6.
- 37 Azagba S, Shan L, Latham K. E-cigarette retail licensing policy and e-cigarette use among adolescents. *J Adolesc Health* 2020;66:123–5.
- 38 Golden SD, Kim K, Kong AY, et al. Simulating the impact of a cigarette minimum floor price law on adult smoking prevalence in California. *Nicotine Tob Res* 2020;22:1842–50.
- 39 Kong AY, King BA. Boosting the tobacco control vaccine: recognizing the role of the retail environment in addressing tobacco use and disparities. *Tob Control* 2021;30:e162-e168.
- 40 Brock B, Choi K, Boyle RG, et al. Tobacco product prices before and after a statewide tobacco Tax increase. *Tob Control* 2016;25:166–73.
- 41 Callard CD, Collishaw N. Cigarette pricing 1 year after new restrictions on tobacco industry retailer programmes in Quebec, Canada. *Tob Control* 2019;28:562–5.
- 42 Henriksen L, Schleicher NC, Johnson TO, et al. Mind the gap: changes in cigarette prices after California's Tax increase. *Tob Regul Sci* 2019;5:532–41.
- 43 Hiscock R, Branston JR, McNeill A, et al. Tobacco industry strategies undermine government Tax policy: evidence from commercial data. *Tob Control* 2018;27:488–97.
- 44 Chaloupka FJ, Straif K, Leon ME, et al. Effectiveness of Tax and price policies in tobacco control. *Tob Control* 2011;20:235–8.
- 45 Levy DT, Tam J, Kuo C, et al. The impact of implementing tobacco control policies: the 2017 tobacco control policy Scorecard. *J Public Health Manag Pract* 2018;24:448–57.
- 46 National Cancer Institute. *The Economics of Tobacco and Tobacco Control (NCI Tobacco Control Monograph Series #21)*. Bethesda, MD, 2016.
- 47 U.S. Federal Trade Commission. Smokeless tobacco report for 2019, 2021. Available: www.ftc.gov/system/files/documents/reports/federal-trade-commission-cigarette-report-2019-smokeless-tobacco-report-2019/2019_smokeless_tobacco_report.pdf [Accessed 30 Oct 2021].
- 48 U.S. Federal Trade Commission. Cigarette report for 2019, 2021. Available: https://www.ftc.gov/system/files/documents/reports/federal-trade-commission-cigarette-report-2019-smokeless-tobacco-report-2019/cigarette_report_for_2019.pdf [Accessed 30 Oct 2021].
- 49 DeLong HR, Chiqui JF, Gourdet CG. Tobacco product pricing laws: a State-by-State analysis. Chicago, IL: Tobaccconomics program, Institute for health research and policy, school of public health, University of Illinois at Chicago, 2016. Available: www.tobaccconomics.org [Accessed 30 Oct 2021].
- 50 Feighery EC, Ribisl KM, Clark PI, et al. How tobacco companies ensure prime placement of their advertising and products in stores: interviews with retailers about tobacco company incentive programmes. *Tob Control* 2003;12:184–8.
- 51 Tobacco Control Law Center. Price-Related Promotions for Tobacco Products: An Introduction to Key Terms & Concepts [Fact Sheet]. St. Paul, MN2011 [updated 2011/07]. Available: web.archive.org/web/20150926220002/http://www.publichealthlawcenter.org/sites/default/files/resources/tclc-fs-pricerelatedpromotions-2011_0.pdf [Accessed 30 Oct 2021].
- 52 U.S. Bureau of Labor Statistics. Consumer price index, 2019. Available: <https://www.bls.gov/> [Accessed 30 Oct 2021].
- 53 Public Health Law C. Master settlement agreement, 2021. Available: <https://www.publichealthlawcenter.org/topics/commercial-tobacco-control/commercial-tobacco-control-litigation/master-settlement-agreement> [Accessed 30 Oct 2021].
- 54 Loomis BR, Farrelly MC, Nonnemaker JM, et al. Point of purchase cigarette promotions before and after the master settlement agreement: exploring retail scanner data. *Tob Control* 2006;15:140–2.
- 55 Pierce JP, Gilpin EA. How did the master settlement agreement change tobacco industry expenditures for cigarette advertising and promotions? *Health Promot Pract* 2004;5:845–90.

- 56 Centers for Disease Control and Prevention (CDC). Federal and state cigarette excise taxes - United States, 1995-2009. *MMWR Morb Mortal Wkly Rep* 2009;58:524-7.
- 57 Levy DT, Sánchez-Romero LM, Travis N, et al. US Nicotine Vaping Product *SimSmoke* Simulation Model: The Effect of Vaping and Tobacco Control Policies on Smoking Prevalence and Smoking-Attributable Deaths. *Int J Environ Res Public Health* 2021;18:4876.
- 58 Levy DT, Yuan Z, Li Y. The US *SimSmoke* tobacco control policy model of smokeless tobacco and cigarette use. *BMC Public Health* 2018;18:696.
- 59 Food and Drug Administration H. Deeming tobacco products to be subject to the federal food, drug, and cosmetic act, as amended by the family smoking prevention and tobacco control act; restrictions on the sale and distribution of tobacco products and required warning statements for tobacco products. final rule. federal register 2016;81:28973-9106.
- 60 Hatsukami D, Zeller M, Gupta P. *Smokeless tobacco and public health : a global perspective. NIH publication ; no 14-7983*, 2014.
- 61 Levy DT, Mays D, Boyle RG, et al. The effect of tobacco control policies on us smokeless tobacco use: a structured review. *Nicotine Tob Res* 2017;20:3-11.
- 62 National Revenue Center. TTB Government - Tobacco Statistics, 2021. Available: <https://www.ttb.gov/tobacco/tobacco-statistics> [Accessed 20 Nov 2021].
- 63 Euromonitor international Passport: global market information database, 2021. Available: [Euromonitor.com](https://www.euromonitor.com) [Accessed 21 Nov 2021].
- 64 Gallet CA, List JA. Cigarette demand: a meta-analysis of elasticities. *Health Econ* 2003;12:821-35.
- 65 Cavazos-Rehg PA, Krauss MJ, Spitznagel EL, et al. Differential effects of cigarette price changes on adult smoking behaviours. *Tob Control* 2014;23:113-8.
- 66 Henriksen L, Schleicher NC, Barker DC, et al. Prices for tobacco and Nontobacco products in pharmacies versus other stores: results from retail marketing surveillance in California and in the United States. *Am J Public Health* 2016;106:1858-64.
- 67 Chen C-M, Chang K-L, Lin L. Re-Examining the price sensitivity of demand for cigarettes with quantile regression. *Addict Behav* 2013;38:2801-4.
- 68 Lewis MJ, Delnevo CD, Slade J. Tobacco industry direct mail marketing and participation by new Jersey adults. *Am J Public Health* 2004;94:257-9.
- 69 Owotomo O, Maslowsky J, Pasch KE. Historical declines and disparities in cigarette coupon saving among adolescents in the United States, 1997-2013. *Prev Med* 2017;100:61-6.
- 70 Cummings KM. What's in a number? *Addiction* 2020;115:814-5.
- 71 Campaign for Tobacco-Free Kids. State Excise and Sales Taxes Per Pack Of Cigarettes Total Amounts & State Rankings, 2021. Available: www.tobaccofreekids.org/assets/factsheets/0202.pdf [Accessed 20 Nov 2021].
- 72 Huang J, Chriqui JF, DeLong H, et al. Do state minimum markup/price laws work? Evidence from retail scanner data and TUS-CPS. *Tob Control* 2016;25:152-9.
- 73 Marcus S. You'd pay full price to light up as N.J. eyes banning coupons, discounts for cigarettes. *NJ Com* 2019.
- 74 Public Health and Tobacco Policy Center. Tobacco controls enacted through the nYs budget, 2020. Available: <https://tobaccopolycycenter.org/tobacco-control/laws-of-new-york/fy2021budget/> [Accessed 30 Oct 2021].
- 75 McLaughlin I, Pearson A, Laird-Metke E, et al. Reducing tobacco use and access through strengthened minimum price laws. *Am J Public Health* 2014;104:1844-50.
- 76 Tobacco Control Legal Consortium. Death on a discount: regulating tobacco product pricing, 2015. Available: www.publichealthlawcenter.org/sites/default/files/resources/tclc-fs-death-on-discount-2015.pdf [Accessed 20 Nov 2021].
- 77 Feighery EC, Ribisl KM, Schleicher NC, et al. How do minimum cigarette price laws affect cigarette prices at the retail level? *Tob Control* 2005;14:80-5.
- 78 Tynan MA, Ribisl KM, Loomis BR. Impact of cigarette minimum price laws on the retail price of cigarettes in the USA. *Tob Control* 2013;22:e78-85.
- 79 Boettiger DC, White JS. Effects of a minimum floor price law on cigarette use in Oakland, California: a static microsimulation model. *Prev Med* 2021;145:106444.
- 80 James SA, Heller JG, Hartman CJ, et al. Smokeless tobacco point of sale advertising, placement and promotion: associations with store and neighborhood characteristics. *Front Public Health* 2021;9:668642.
- 81 Levy DT, Lindblom EN, Fleischer NL, et al. Public health effects of restricting retail tobacco product displays and ads. *Tob Regul Sci* 2015;1:61-75.
- 82 Levy DT, Lindblom EN, Sweanor DT, et al. An economic analysis of the Pre-Deeming us market for nicotine Vaping products. *Tob Regul Sci* 2019;5:169-81.
- 83 Levy DT, Sweanor D, Sanchez-Romero LM, et al. Altria-Juul LABS deal: why did it occur and what does it mean for the US nicotine delivery product market. *Tob Control* 2020;29:e171-4.
- 84 Levy DT, Sweanor D, Sanchez-Romero LM, et al. Altria-Juul Labs deal: why did it occur and what does it mean for the US nicotine delivery product market. *Tob Control* 2020;29:e171-4.
- 85 Herzog B, Kanada P, Nielsen: *Tobacco All Channel Data Thru 5/18 - Cig Vol Declines Strengthen*. Well Fargo Securities, 2019.
- 86 Burton S, Williams K, Fry R, et al. Marketing cigarettes when all else is unavailable: evidence of discounting in price-sensitive neighbourhoods. *Tob Control* 2014;23:e24-9.
- 87 Marsh L, Vaneckova P, Robertson L, et al. Association between density and proximity of tobacco retail outlets with smoking: a systematic review of youth studies. *Health Place* 2021;67:102275.
- 88 Sheikh ZD, Branston JR, Gilmore AB. Tobacco industry pricing strategies in response to excise tax policies: a systematic review. *Tob Control* 2023;32:239-50.
- 89 van Schalkwyk MCI, McKee M, Been JV, et al. Analysis of tobacco industry pricing strategies in 23 European Union countries using commercial pricing data. *Tob Control* 2019;28:e102-9.
- 90 Non-Smokers' Rights Association. The nexus between tobacco manufacturers and tobacco Retailers Canada, 2018. Available: https://nsra-adnf.ca/key-issue/nexus_manufacturersretail/ [Accessed 20 Nov 2021].
- 91 Spanopoulos D, Ratschen E, McNeill A, et al. Retail price and point of sale display of tobacco in the UK: a descriptive study of small retailers. *PLoS One* 2012;7:e29871.
- 92 Ribisl KM, D'Angelo H, Feld AL, et al. Disparities in tobacco marketing and product availability at the point of sale: results of a national study. *Prev Med* 2017;105:381-8.
- 93 Ganz O, Teplitskaya L, Cantrell J, et al. Direct-To-Consumer marketing of cigar products in the United States. *Nicotine Tob Res* 2016;18:864-8.
- 94 Moran MB, Heley K, Baldwin K, et al. Selling tobacco: a comprehensive analysis of the U.S. tobacco advertising landscape. *Addict Behav* 2019;96:100-9.
- 95 Richardson A, Ganz O, Vallone D. Tobacco on the web: surveillance and characterisation of online tobacco and e-cigarette advertising. *Tob Control* 2015;24:341-7.
- 96 Ali FRM, Xu X, Tynan MA, et al. Use of price promotions among U.S. adults who use electronic vapor products. *Am J Prev Med* 2018;55:240-3.
- 97 Huang J, Kornfield R, Szczypka G, et al. A cross-sectional examination of marketing of electronic cigarettes on Twitter. *Tob Control* 2014;23 Suppl 3:iii26-30.
- 98 Jo CL, Kornfield R, Kim Y, et al. Price-related promotions for tobacco products on Twitter. *Tob Control* 2016;25:476-9.
- 99 Cheney M, Gowin M, Wann TF. Marketing practices of vapor store owners. *Am J Public Health* 2015;105:e16-21.
- 100 García R, Sidhu A, Allem J-P, et al. Marketing activities of vape shops across racial/ethnic communities. *Tob Prev Cessat* 2016;2. doi:10.18332/tpc/76398. [Epub ahead of print: 25 Sep 2017].
- 101 Azagba S, Manzione L, Outlets R. Retail outlets and Point-of-Sale marketing of alternative tobacco products: another threat to tobacco control. *J Adolesc Health* 2020;66:385-6.